




Virtual Keyboard for PDT 81xx Manual

Virtual Keyboard for PDT 81xx


Keyboard


The PDT 8100 offers three virtual keyboards, besides the keyboard by default:


- 123 keyboard: this keyboard displays numbers and other symbols such as math operators.
- abc keyboard: this keyboards displays the letters and other symbols such as math and punctuation operators.
- Fn keyboard: this keyboards is for function keys.

To display the keyboard, click on the  icon that appears on the toolbar of the PDT.

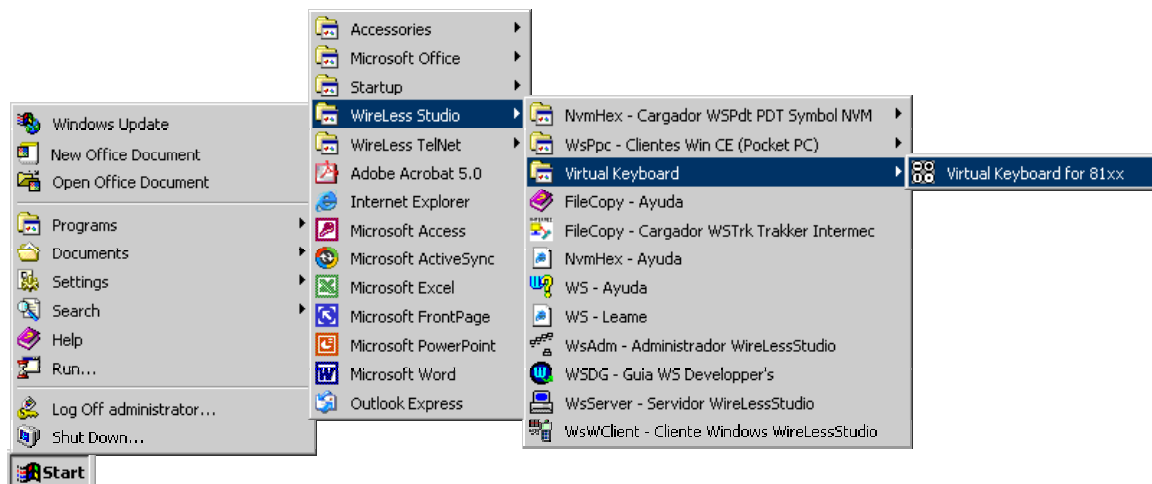
You can change from one keyboard to another by clicking on the keyboard name key:

 to display the number keyboard.

 to display the letter keyboard.

 to display the function keyboard.

To download the keyboard, select Start / Programs / WireLess Studio / Keyboard.



123 Keyboard

123	7	8	9	0	▲	-	+	•
abc	4	5	6	◀	?	▶	=	*
Fn	1	2	3	BK	▼	SP	↵	

As shown in the picture above, this keyboard contains the numbers and some math operators.

abc Keyboard

123	[]	=	*	:	<	>	?	,	\	#
abc	a	b	c	d	e	f	g	h	i	j	k
Fn	l	m	n	o	p	q	r	s	t	u	v
-	+	/	.	w	x	y	z	sp	bk	tb	↵

This keyboard contains the letters of the alphabet, math operators and punctuation symbols.

Fn Keyboard

123	1	2	3	4	@	^	▲	"
abc	5	6	7	8	\$	◀	!	▶
Fn	9	10	11	12	,	;	▼	↵

This keyboard is for function keys. Besides the numbers from 1 to 12, this keyboard contains punctuation characters and other symbols such as \$ and @.